

Received: May 2023 Accepted: June 2023
DOI: <https://doi.org/10.58262/ks.v11i2.358>

Innovative Embroidery Designs Using the Method of Combining Animal and Plant Motifs for Children's Clothing

Laila M Elwakeel¹, Naglaa Muhammad Farouk Ahmed², G. A. Alamry³

Abstract

The child is considered Children's clothing is a major element in this world, so children's clothing must meet special requirements for the conditions of the child's motor performance, in addition to good taste, simplicity in design, and consistency and harmony of both clothing design and woven design. Children's clothing must keep pace with modern global trends (fashion). The lack of an element of modernity in a child's clothing leads to a feeling of dissatisfaction, but one must not drift behind Western trends in fashion that do not fit with our sophisticated environment and the traditions of our society. In light of the fact that we are far from the decorations of the surrounding environment and moving towards elements of various other environments, the thought of the research topic was to benefit from the distinct aesthetic values of plant and animal decorations because they are beloved by children, in order to contribute to highlighting their importance as an input to design formulations that achieve innovation, and that is through the field of embroidery, which It is considered one of the important areas for implementing decorations on clothing products, including children's clothes

key words: Innovative designs - embroidery - fusion style - animal motifs - plant motifs - children's clothing

The research problem and objectives are summarized in: Creating embroidery designs using the method of combining plant and animal motifs for multi-shaped children's clothing, using embroidery to satisfy the love of distinction and appearing in multiple appearances for children, shedding light on this type of multi-shaped fashion that enriches the aesthetic and utilitarian aspect of children's clothing - benefiting from aesthetic values with the fusion method. Between plant and animal motifs in designing innovative, contemporary embroidery motifs and using them in children's clothing.

The Introduction

The increasing interest in childhood from all international institutions in general, and the interest of the Kingdom of Saudi Arabia in particular, clearly shows the establishment of a large number of institutions that care about childhood and their requirements because of their weight and importance in society, as they represent a significant human force that will develop society and raise the economic level in it (Shafie, 2002 AD).

The art of embroidery is considered one of the beautiful decorative arts that humans have used

¹ Department of Home Economics, Faculty of Science and Arts in Tihama, King Khalid University, Muhayil Asir 61913, Saudi Arabia, Email: lalwakeel@kku.edu.sa

² Associate Professor at the College of Culture and Arts, Department of Home Economics - College of Culture and Arts- Abha - King Khalid University, P.O. Box 3236. Abha, Email: nalsaiied@kku.edu.sa

³ Department of Home economics, Faculty of Art and Science, king Khalid University, Abha 62529, Saudi Arabia, Email: galamri@kku.edu.sa

to decorate their clothes, tools, and furnishings for thousands of years. It derived its decorative units from the environment surrounding it, using threads of various types and other materials that it was able to shape and produce with it elaborate pieces of art. Therefore, this art adds beauty and elegance. On the clothing item, that is, it increases its clothing value and through it, clothes can be renewed and their defects can be covered. (Sharifa Al-Aboudi, 1994 AD) It can be said that the art of embroidery is of very great importance in decorating clothing products, as it makes them more attractive to the wearer and to others.

Developing the innovative aspect of clothing design is one of the important topics on which the formation of the clothing designer's personality depends, which must be characterized by distinction and uniqueness. Creativity in production or the formation of new ideas is one of the most important factors that stimulate the quality of generalization, and the ability to innovate may be represented in realizing new relationships between old elements or giving them new functions (Jawdeh, et al. 2003) So we researched creating embroidery designs using the technique of combining plant and animal motifs on children's clothing

Research Problem

Sewing and embroidery are a traditional art form that has aesthetic, emotional and physiological benefits in children's clothing. The designs of plant and animal motifs reflect their beauty on the clothes.

The Research Problem is Formulated in the Following Questions

- 1- What Bezel investigation Designs Innovative in Embroidery using The style of combining decorations Vegetarianism _ And animalism in clothes children For aesthetics The clothing With additions Models Different.
- 2- What Bezel impact Designs Innovative _ in Embroidery using Combination method Motifs Vegetarianism _ And the neighborhood is lonely For clothes children To raise the aesthetic and artistic value of clothing pieces

Research Aims

- 1- using the method of combining plant and animal motifs to achieve new creative approaches.
- 2-Employing innovative designs in embroidery using the method of combining plant and animal motifs Children's clothing combines aesthetic and functional aspects.
- 3-Studying the degree of acceptance of users (the research sample) for innovative designs using the method of combining plant and animal decorations For proposed and embroidered children's clothing.

Importance

- 1-Developing the creative ability of the designer by using everything that is new and unfamiliar, which may lead to surprising and unexpected results.
- 2-Providing innovative designs in embroidery Using the method of combining plant and animal embroidery motifs is suitable for global competition and opening new markets for labor.
- 3- Preserving the value of embroidery by utilizing the method of combining plant and animal motifs in beautifying children's clothes.
- 4-Meeting the ever-changing market requirements and the need to provide everything that is new and attractive, especially in the field of children's clothing.
- 5- Benefit from the research results in conducting training courses based on embroidery using

the method of combining plant and animal motifs to design children's clothes.

Research Hypotheses

- 1-There are Differences Self indication Statistic With investigation Aesthetics And models Different using style Embroidery Innovator on clothes Children exist Differences Self indication Statistic on Bezel impact Designs Innovative in Embroidery
- 2- Using The style of combining decorations Vegetarianism And the neighborhood is lonely For clothes children on Adding and raising the aesthetic and artistic value of clothing pieces

Search Limits

- 1-Time limits: 1443-1444
- 2-Spatial boundaries: College of Science and Literature in Tihama
- 3-Human limits: a random sample of female students from the Faculty of Science and Literature in Tihamah

Research Methodology

Descriptive method: The research follows the descriptive analytical method with the application of employing the method of combining plant and animal motifs in embroidery on a group of children's clothes.

Experimental approach: Creating innovative embroidery designs using the method of combining plant and animal motifs in the Photoshop program to enrich the aesthetic and design aspect of children's clothing.

Search Tools

- 1-Innovative embroidery designs using the method of combining plant and animal motifs
- 2- Implementing clothing pieces using the method of combining plant and animal motifs
- 3-Questionnaire provided to users (research sample)

Search Terms

Innovative Designs: creating or producing beautiful, enjoyable things. Each design differs from the other in details, and there may be many differences in decoration, texture, size, color, and other details. (Abdel Aziz Gouda, 1997)

Children's Clothing: is the clothing of a young person of either gender for children (Yasmine Ibrahim, 2016)

The Method of Combining Plant and Animal Decorations: It is the creation of an artistic style through the art of embroidery that combines animal shapes and drawings with plant shapes and drawings, so that the outer frame of the animal shape is used and filled with leaves and branches of plants.

Previous Studies

Study Ramas Slave The praiseworthy Mustafa Mohammed (2015): Study Factors Influential In Embroidery Some Raw materials used for clothes And Its supplements And Effect that on level Quality Product " and aimed the study to:

- 1-to set Most suitable Type ore Threads Embroidery that Get emotional on Quality the product.
- 2-to set Most suitable installation Lens It affects on Embroidery Automated And quality the product.
- 3-Determine Most suitable Density Sew In One unit Measurement It affects Ali The material And appearance The stitch And quality the product.
- 4-to set Most suitable Stitches Embroidery to Suitability For the material that Get emotional on Quality the product
- 5-Determine Lineage A number string And impact That Ali Embroidery Allie The occasion For every Raw material It affects Ali Material And appearance Stitch And quality.

And I got Results the Study to

- 1-Effect Variables Study On Appearance Embroidery stitches for fabrics Search Position the study.
- 2-Effect Variables Study Ali Appearance Stitches Embroidery For fabrics Search Position Study Then Account Level Moral For variables Search

(Density - stitch - type Thread - number thread).

Study Fair Beauty Debt Al-Hindawi, Aya Fawzy, Amina Al-Morshedy (2015) “ Inspiration Motifs Membership To design Units embroidery Manual For clothes Children .

And I aimed the study to

- Reaching to better Designs Inspired from For decorations Membership Of all kinds different that It fits Embroidery Manual.
- Access to Most suitable employment For designs Innovative And its suitability For clothes children
- Bezel Relevance Motifs Membership To support And enrichment Hand embroidery As one fields Projects Small that Contribute in Solution Problems The unemployment.

And I Arrived the Study to

- investigation establish the design For designs Implemented
- Check it out Bezel Relevance the design For lines Fashion
- Investigate _ _ Bezel Relevance Designs For production .
- investigation the side Career And the utilitarian in the design
- Convenience Motifs Membership For clothes Children Especially And its implementation using Embroidery Manual

Study Ghada Thankful Slave Al-Fattah (2001): Mixing between Print Textiles And Embroidery In Design Fabrics Furnishings using some Methods Applied modern "

And I Aimed the Study to

Experimentation in the design And implementation Upholstery

- Blending between Two styles Aestheticians in which He works style As an item complementary Until the end in the design General To produce Upholstery

And I Arrived the Study to

- Possibility Blending between my style printing And Embroidery To beautify Upholstery
- I confirmed On Importance Elements Design To highlight Beauty Design Yes The foundations the duty Follow her to produce design good .

Study Lamia Hassan Al-Atrouni Rania Mustafa Kamel (2015) “ Employment Embroidery
Kurdish Studies

The alle Enrichment Aesthetics Fabrics And its preparation Partially To produce Clothes Children “

And I Aimed the Study to

- Preparation Fabrics Embroidered To the And prepare it partial Production clothes It works For children in phase Childhood Central from (6 - 9 years)
- investigation Value Aesthetic with simplification practical Implementation By following Tags And the instructions the attached
- investigation Return economic For families Limited Income And units Production Singles .

And I got Results the Study to

- success The idea proposed And suitable Designs Aesthetically And technically .
- investigation The payoff Economic For the product

Study: Mona Tareq Hamed Al-Janaini, Ali Mr. Zalat, serenity My patience Al-Saidi (2013) . Title : Designs Decorative Innovative Inspired from the art Islamic And methods Implemented on clothes Children .

I Aimed this is Amazing the Study to

- Benefit from Motifs Islamic, in ,a job some Designs Decorative on Kits clothes children from during some Processors Artistic using techniques Computer Automated program _ Photoshop 7) Done Introduce ten Designs For clothes children in phase Childhood Late As It was completed a job Analysis Statistician For data Statistics where It was completed an offer Designs Decorative on Arbitrators then to choose better five Designs To implement Practically and most importantly what Reach out mechanism search he that it It is possible Benefit from some Motifs the art Islamic in Introduce Many from

Designs Decorative To decorate Kits clothes children in phase Childhood Late Than Enrich the operation Creative in area clothes children And development Sense The technician And the aesthetic I have Children .

And I Arrived Results the Study

- You arrive search to that it from during analysis Selections miscellaneous from Motifs Aesthetic in Arts Islamic We can Access to Solution Innovative from Like her development area Clothing As General And clothes children As especially
- You arrive search to that it It is possible Benefit With decorations the art Islamic in Introduce Many from Designs Decorative To enrich And decorate clothes children in phase Childhood Late .
- I explained results application Step yan private With specialists And consumers to rise The ratio Centenary To the point Accept them For designs proposed to More From 90% and it is It fits the purpose Of which And it is possible Implemented In ways : Embroidery - Appliqué - Printing

Study: Samiha Mohammed Keep Mr. Zalat, Rasha Abbas Muhammad, Noura Hassan Al-Adawi (2017) . Title : Benefit from my style printing And embroidery in Enrichment Motifs the art Popular For clothes Children .

I Aimed this is Amazing the Study to

- Benefit from my style printing And embroidery in Enrichment the design Ornamental

Quoted from some units the art Popular For clothes children in phase Childhood Central, preparation

- Form evaluation For products Implemented And it was done Show it on Gentlemen Arbitrators in area Specialization in which It is possible The ruling from During it on success Designs Implemented And so do you It was completed Preparation Form evaluation Products For consumers from Mothers in which It is possible The ruling from During it on success . Designs Implemented

I Reached Out Results Study to

Reach out search to There are Differences Self indication Statistic between Models Implemented in investigation side functional, while no There are Differences between Models Implemented in investigation Aspects (aesthetic) level Quality the performance (, As no There are Differences Self indication Statistic between Axes evaluation Models implemented, while There are Differences Self indication Statistic between Models Implemented According For opinions consumers, And it exists relationship Relationship between ranking Arbitrators And consumers And children For models Implemented from Elements the art Popular in Enrichment the design Ornamental For clothes Children.

Study: Inspiration Singles The Heptagon Bayoumi (2015) entitled : “ Benefiting from The letters Arabic in Enrichment clothes Child And educate him in phase what before the school ”.

I aimed this is Amazing the Study to

Use letters Line Arabi in Get on Designs Clothes Attractive Self value Aesthetic For clothes children And connect the side Career And the aesthetic in clothes Children . In a field the sciences Arabic Than constribte in more Income The nationalist.

I got Results Study to

addition Vision New For clothes children derived from The letters Arabic And suggestion some Designs Occasion For clothes children And considerate His requirements And his needs Mental And the clothes And age And also published the culture Arabic whether locally or in Markets External .

Study: Mona Tareq Hamed Al-Janaini (2012) . Titled : “ Designs Decorative Innovative Inspired from the art Islamic And methods Implemented on clothes " Children ."

I Aimed this is Amazing the Study to

Innovation Designs Decorative New It works For fashion children in phase Childhood Late (9-12) depends in . Goh t ha on units Decorative Quoted from the art Islamic

I got results the study : And it has I reached out This is amazing the study to group from Results from The most important of which is : possibility Benefit from Motifs the art Islamic in Introduce Many from Designs Decorative To decorate Kits clothes children in phase Childhood Late (12:9) years .

Study Safinaz Samir Muhammad (2003) . Titled : “ Innovation units Decorative Contemporary And apply it In ways Embroidery And printing together To enrich Aesthetics clothes Child ”.

I Aimed this is Amazing the Study to

- investigation Valuable Aesthetic Artistic Fine art on road Introduce Designs Decorative miscellaneous And put it on Models Different For clothes children And that By quote

from nature in picture Units Vegetarianism For arts Decorative different with Consideration Renewal .

- And innovation And originality in That Designs Innovative

I got Results the Study to me

- there indication Statistic between degree Acceptance And success the design Ornamental And agree Motifs And the model with Fashion from where colors Fashion - Shape the design .
- And it proved Results also that employment Elements Decorative Vegetarianism For arts different in design and production clothes Child And decorated it With embroidery And printing Give Excellence For the product The Egyptian .

Study: Al-Desouki, A Gift Assem Ahmed (2020) - entitled : Employment Scraps Knitting Automated in Enrichment clothes children Jeans .

I Aimed this is Amazing the Study to

Addition value Aesthetic And functional For clothes children With its decoration With characters Cartoon from Scraps Fabrics Knitting Automated, And lie Importance search in throw the light on style new For decoration clothes children using Scraps Fabrics Knitting Automated And he opened fields New For projects Small and medium, And follow search Present Curriculum Descriptive And experimental, It included His tools On) Questionnaire Opinions Mothers Toward Characters cartoon Granulators For children, poll to evaluate Products Implemented from before Arbitrators specialists, poll to evaluate Products Implemented from before Mothers.

And you get Results Study to

- There is Differences Self indication Statistic between Designs Implemented in investigation the side Aesthetic According For opinions Arbitrators .
- There is Differences Self indication Statistic between Designs Implemented in investigation the side Innovative According For opinions Arbitrators .
- There is Differences Self indication Statistic between Designs Implemented in investigation the side Career According For opinions Arbitrators .
- There is Differences Self indication Statistic between Designs Implemented in investigation the side Technical According For opinions Arbitrators .
- There is Differences Self indication Statistic between Designs Implemented in Class the college For the sides Design , aesthetic, innovative, functional, Technical (according to For opinions arbitrators) .
- There is Differences Self indication Statistic between Designs Implemented According For opinions Mothers .

Study: Fatima Happy Mustafa Madiana (2019) - titled : Print clothes children in group miscellaneous from Designs Contemporary derived from Elements Vegetarianism And the line Arabi

I aimed This is amazing the study To : create designs For clothes children Multiple Shapes using to cut added to Clothing or Accessories To please love Excellence And appearance in Different Appearances Children . shed the light on this Type from Fashion in group miscellaneous from Shapes that Boost the side Aesthetic And the useful For clothes Children . in Motifs Decorative For clothes Children .

The Results of the Study Concluded

fact that Print decorations, whether the plant or Line Arabi, Lifted the value Aesthetic For fashion Multiple Colors For clothes Children - where It arrived to construction group from Designs Printed Creative For children in phase Childhood Medium and late, after Vision Aesthetic beautiful Of 15 designs, whether using Pieces added to Clothing or Accessories And implementation Designs The seven Up grades admissions between Opinions Arbitrators .

Study: Sheikh, Sublime Ahmed Mustafa (2005) Titled : Impact Compositions Histological Aesthetic in a job Applications Additions Tactile on Surface clothes Children .

I aimed This is amazing the study To : by taking advantage from Effects Compositions Histological Aesthetic in a job Applications And extras Tactile on Surface clothes Children .

And I arrived Results to : Use Computer she this search As one Methods The talk in design And synthesis That Technologies To conduct practical Exchange And compatibility between Technologies And in the places different on Surface a model Than easy practical Implement it directly .

Study: Ghada Slave Al-Fattah Slave Merciful Mr, Safinaz Samir Mohammed Slave Maqsood (2012) Address : Ithra the value Aesthetic For clothes children stage The middle one using Technologies different

I Aimed this is Amazing the Study to

- Throwing the light on Possibility Benefit from Aesthetics art Knitting And Embroidery Automated And Al-Karushi e Manual To enrich Value Aesthetic For clothes Children .
- Get on Forms Implemented from clothes children phase Childhood The middle one And your humiliation using techniques Different She agrees with requirements age And fashion .
- activation Role Industries Small And help her in Use Technologies different used in search With a purpose Benefit Of which in area market the job .
- Enrichment Aesthetics clothes children from during addition one Technologies used in search to get on Models More Excellence And beauty .

Reach out The results of the study are:

- It happens the design VIII on higher Quality Possible By 90.56 % with regards For the rest Designs.
- Likewise It happens the design the second With a factor Quality 90.14%, while happened the design Fifth on less Quality Possible By 75.28% .

Study: Adel beauty Debt Al-Hindawi, Aya Fawzi, Amina Al-Murshidi (2015)

Title : Inspire Motifs Membership To design units embroidery Manual For clothes Children .

I Aimed this is Amazing the Study to

reach to better Designs Inspired from Motifs Membership Of all kinds different that It fits Embroidery Manual .

Access to Most suitable employment For designs Innovative And its suitability For clothes children And .

Bezel Relevance Motifs Membership To support And enrichment Embroidery Manual As one fields Projects Small that Contribute in Solution Problems The unemployment .

And I got Results the Study to

- investigation establish the design For designs Implemented
- investigation Bezel Relevance the design For lines Fashion

- investigation Bezel Relevance Designs For production .
- investigation the side Career And the utilitarian in the design .

Study: Lamia Hassan Al-Atrouni, Rania Mustafa Kamel (2015) Title: Employment Embroidery The robot Enrichment Aesthetics Fabrics And prepare it partially to produce clothes children

I Aimed this is Amazing the Study to

- Preparation Fabrics Embroidered To the And prepare it partial Production clothes It works For children in phase Childhood Central From 6-9 years.
- investigation Value Aesthetic with simplification practical Implementation With followers Tags And instructions the attached .
- investigation Return economic For families Limited Income And units Production Singles .

And I Arrived the Study to

- success The idea proposed And suitable Designs Aesthetically And technically .

Theoretical Framework

Innovative Designs

God created this universe with aesthetic and utilitarian relationships in a way that is beyond human feelings and our minds

Limited beyond imagination, the artist here is nothing but an attempt by a person who possesses talent, the power of observation, and sensitive feelings to present aesthetic touches to others with his human abilities resulting from the process of contemplation, thinking, and practical experience that leads him to delve deeper into innovative thinking and reach its correct concept.

Which leads to countless innovative processes (Abdul Hadi, 2006 AD)

Innovation

Known Innovation That he is Instrument To find Solution New For challenges that We face it, as Known That he is any to think or behavior or something what new And because Differs Qualitatively on Shapes the list, and he also note And generating ideas New from during Availability Destinations consideration differentiated And coordination Actions necessary To implement This is amazing Ideas And translated to Innovations .

The Design

he a plan for work He puts it down the boss or owner Judgment or owner the job or owner Science To walk And from Working With him on gift, Plural : designs

Embroidery

Embroidery is defined as the art of decorating fabrics and clothing with prominent designs made with a needle or on a machine . (Al-Mu'jam Al-Munjid: 2002 AD)

Decoration with embroidery: Embroidery is basically textiles after they have been woven. The embroidery process may be done with a sewing needle, usually with colored threads and from a material more expensive than textile material , or with gold or metallic threads, or the embroidery is done with any other machine that uses The position of the needle . (2006, Rasha

Abbas Al-Gohary)

First, Types of Embroidery

- 1- Hand embroidery.
- 2- embroidery to.

Machine embroidery technique: It is the decoration of fabric using threads of multiple colors and types by embroidery with a machine that takes the place of a hand embroidery needle called a hand embroidery needle . Using automatic embroidery machines that are characterized by their rapid completion (Madi et al., 2005)

Machine Embroidery has Two Methods

- 1-Machine embroidery using an embroidery hoop
- 2-Machine embroidery without embroidery hoop

Embroidery Stitches

Definition of Stitch

considered as Stitch Instrument, lead to to very , in Limit The t ha And the stitch she language , needle And without This is amazing Stitch no We can Speaking About This The art And it appeared Stitch In first The matter in squeeze out What? Before the date when could Human The m is Egyptian that attach Leaves Trees And vegetables Self Fiber And finally C L and D the animals that K A N Complete Made it With the needle Primitive or some Species What's up ? that Use mt in to make Clothing And once that It 's back This is amazing In its shape What is the matter ? seem a job Decoration And b da Appearance of Different types of embroidery from A L stitches (Nora Mr. Al- Ashmouni , 2013)


Stitches Used in Embroidery Manual

Stitches Embroidery Manual

Hand embroidery includes many stitches that are used in different methods and with great skill To show the quality And creativity And mastery for work or the product What is meant? Get on him.

Species Stitches

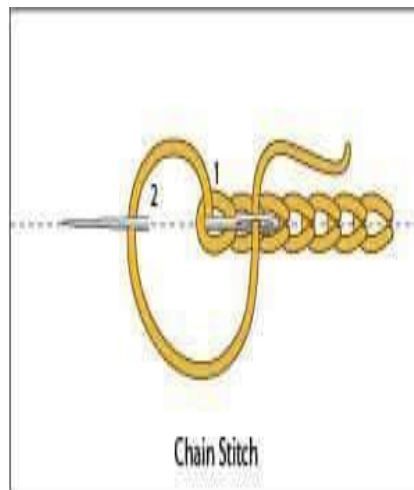
1- Stitch Branch: It is considered one of the stitches No identification The outer stitch of shapes. It is a flexible stitch that is suitable for all types of black, straight lines Or curved or lol bah , Also suitable for embroidery all Decorations , whether plant, geometric, or animal, or in straight lines or in adjacent lines to fill shapes , The stitch is shown from the back stitch A l n b tah (Enthoven, Jacqueline 1964).



Road Work: All

- Prove party The thread from The side left .
- to intervene needle on After 4-6 wicks from strings Fabric almost graduation needle from Mid distance and this is with regards To stitch The first Just .
- to intervene needle on after Similar to distance Previous then We take it out from The hole The resulting from Stitch Previous .
- Ykrr the job the previous on straight on condition that It will be Distances equal with Consideration that It is The thread in direction One .

2-Stitch Chain: It is one of the easy stitches that gives a quick and beautiful result. It is embroidered on all types of fabrics. It is preferable that the threads used be thicker than the threads of the fabric on which the embroidery is being carried out. However, silk threads can be used like woolen threads, depending on the type of fabric. There are two types of this stitch. They are the simple chain stitch and the other zigzag stitch. This stitch was given this name because it resembles a chain or connected semi-circular pieces (Nashwa) . Mohammed Al Shafi , 2002).



Road Work: Figure 2

- start Stitch from the left to right By installing it in Back Cloth then graduation when first Line What is meant? Embroidery .
- from same the point and on After 4 wicks almost start first stitch And it is The thread lowest

needle then Attract needle .

- in A l stitch next To put on The needle is always at the point where I came out last A stitch, every time If the work is done well The back of the fabric appears With plant stitch (Angie My patience slave Peace, 2006)

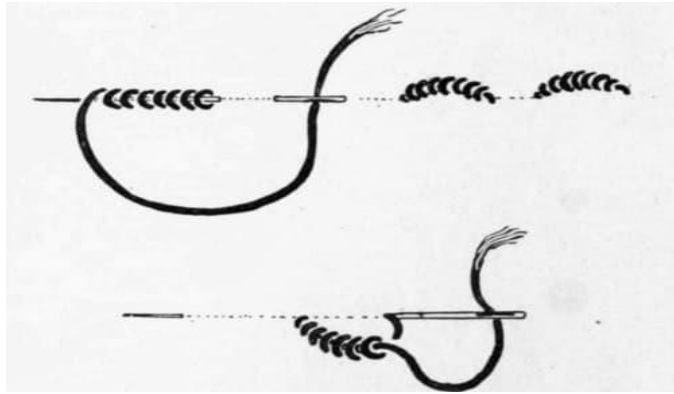
3- Stitch Margaret: With this stitch, you can embroider a drawing of a Margaret rose. It is an easy method and gives a quick and beautiful result. All types of fabrics can be embroidered with it, noting that the thickness of the thread used in the embroidery is thicker than the thickness of the fabric filament. This stitch is performed using the chain stitch method, provided that it is in the shape of a flower, and work begins on the flower. From the inside to the outside. There are three types of this type: the simple Margaret stitch - the overlapping Margaret stitch and the other with threads (on Mr. Zalat, 1994)



Road Work: Figure 3

- After fixing the thread behind the fabric at one of the rose's leaves from the inside, the needle comes out at the place of fixation and then enters it in the same place as the previous stitch.
- It comes out at the end of the rose leaf so that the thread is under the needle
- Then he pulls the thread gently so that the stitch does not close, then it enters the needle at the back, outside the stitch formed and adjacent to it, then exits to make another sheet.
- After completing all the rose leaves, lines can be made inside each leaf by inserting the needle from behind the leaf to the face
- Then enter at the top of the leaf and repeat until all the rose leaves are finished, with the thread being away from the needle (Reham Mahmoud Radwan, 2015)

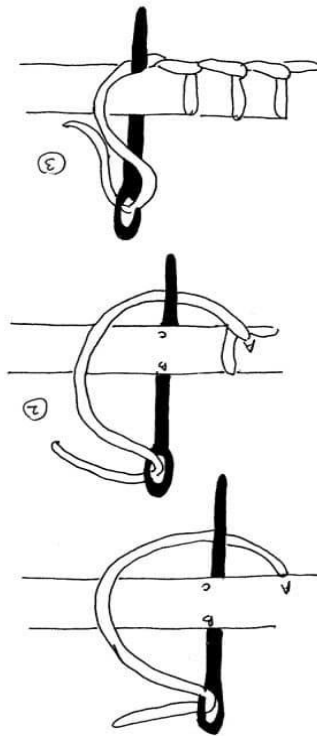
4-Stitch Rococo: It is a group of coils that give a spiral line on the fabric and give a delicate shape, knowing that its results are quick and it is used in making flowers and small leaves and in many decorative designs. The thread used in the Rococo stitch is the fabric thread used so that the material matches the thickness and color of the thread and the color of the thread. It has a medium twist and is suitable for making malone and cotton parlé threads (Shuraya Nasr, 2002) .



Road Work: Figure 4

- Complete stabilizing The thread in fabric, then Takes distance from floor Fabric Determine This is amazing distance According to Length Stitch required And its height .
- Done Roll The thread About The needle Number Who? The rolls So that Cover This The rolls Distance Taken Who? Floor The fabric Loyalty During Roll The thread It is Thumbs up Hand Left Above it For fear from Leakage Outside needle
- The needle is withdrawn so that it is fixed Rolls under the thumb while withdrawing the needle And also While the thread passes between the windings until the thread ends .
- then Complete An individual Rolls on distance Taken from floor Fabric And after that Prove it stitch, And repeat This is amazing method in Space required .

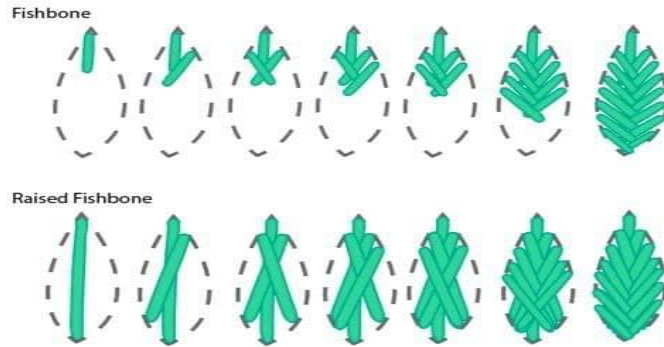
5-Stitch Blanket: This stitch is used to finish the edges of fabric that cannot be frayed or to stabilize the fabric added to the application. It is similar to the Festoon stitch, but at widely spaced dimensions. The difference between the Festoon stitch and the blanket stitch is that it leaves a space between each line and another so that the stitches are not adjacent (Ola Ali Alwan, 2000).



Road Work: Figure 5

- Prove The thread in party Cloth And it is placed The thread under Thumbs up Hand Left
And we begin from Side the left
- We stick needle from higher to lowest in which It is The thread under needle .
- We repeat the stitch at equal distances, and note that the thread is placed under the thumb so
that the needle passes over the thread.

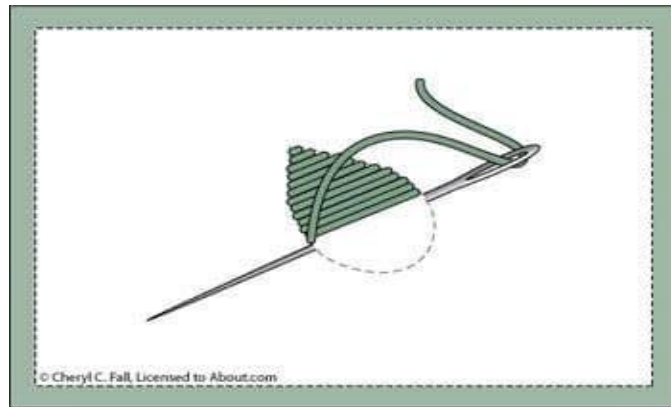
6-Stitch Rib Fish: It resembles the rib of a fish and is compatible with cotton threads such as Malonia. It is used in making tree branches and some other designs. It is also suitable for Malonia thread. It is one of the easy and quick-to-execute stitches and has a beautiful appearance. It is called the coral stitch. It is usually used in filling ribbons and scarves, as well as in embroidering tree leaves and flowers. It was given this name due to its resemblance to the rib of a fish (p My patience.4 . Al S. Aidi, 2007) .



Road Work: Figure 6

- Prove party The thread Side the left
- Stitches needle Italics Vector to lowest from Side the left to Side right
- We go out needle in Mid the paper with Its passage above The thread .
- Then we start again from the left side, heading upwards, to make the next stitch until the desired embroidery shape is complete.

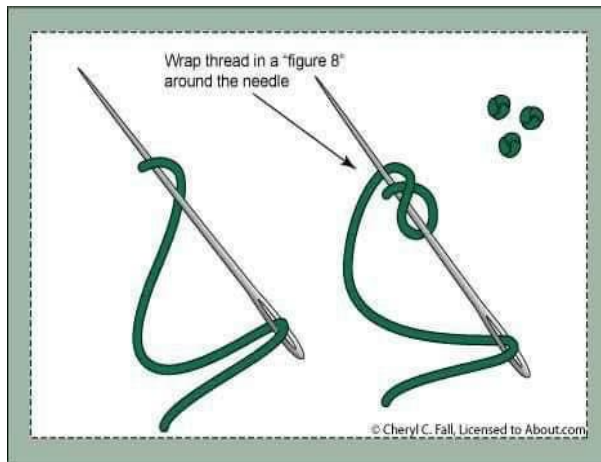
7-Stitch Filler: Bedspreads, children's dresses, nightgowns, and blouses are embroidered with it. Leaves, flowers, and any drawing consisting of two lines are also embroidered with it.



Road Work: Figure 7

- She works as a saddlebag Small saddle stitch is determined Form the drawing, then work with the filling stitch by inserting the needle into the upper line directly above the saddle, then exiting into the lower line below.
- The saddlery directly on that He is The thread above needle
- Care should be taken not to spread the stitches of the work apart from each other and not to place them on top of each other, so the stitches will be arranged next to each other. Usually the work begins in the widest part of the drawing (Hanan Abdel Nabi) Al-Sayed, 2004)

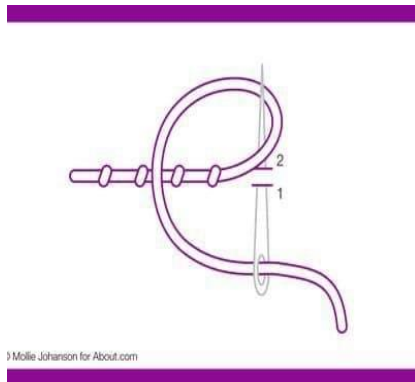
8-Stitch Knot: It is called (French stitch). It consists of small, repetitive units. Each unit consists of three stitches stacked on top of each other. It is characterized by its simplicity and speed of execution. It can be made in the form of a strip similar to a line of small knot beads grouped together on one side or placed far from each other. It also creates a beautiful contrast with the rest of the flat stitches because it is raised And self texture private .



Road Work: Figure 8

- The needle is inserted from top to bottom, at a distance of approximately three threads from the stabilization stitches, then it exits at a distance of approximately three to four threads to the left of the previous stitch, depending on the thickness of the thread and the type of fabric, so that it is in the middle of the decoration line, producing a somewhat upward slanting stitch.
- then to intervene needle from higher to lowest under Stitch Previous in which no Penetrate Textile .
- The needle is inserted and then comes out once under the first stitch, with the thread below it so that it does not penetrate the fabric, taking care not to tighten the thread. The three steps are repeated in each one until the end of the desired shape.

9-Stitch Steam (The Mat): This stitch is called the prominent stitch. It is quick and easy to perform and is used to fill spaces. It consists of threads extended above the surface of the fabric and fixed with a straight or diagonal stitch at equal dimensions along the length of the extended thread. The distances between the stitches depend on the size of the decoration. No space should be left between each thread and the other and thick threads should be used. Such as cotton parlette thread to help it stand out in a clear way, and care must be taken to use the hoop to create large areas so as not to tighten the fabric (from me Tareq Al-Janaini, 2012) .



Road Work: Figure 9

- Prove party The thread from Side the left .

- The needle is inserted into the edge of the drawing to the right, on the face of the weaving, then we bring it out about a centimeter away, depending on the size of the decoration, the thickness of the thread, and the type of fabric used.
- graduation needle from under The thread Let's get on line Horizontal from The thread .
- It is proven This line Thousands of people With stitches needle above The thread It is extended to equal dimensions and the fixation is repeated until the end of the extended horizontal thread.

10-style Fabric The genitive (Embellishment K): It means decoration with a fabric that is different from the fabric to be embroidered or from the same fabric. Decoration units that are found in some fabrics are often used, provided that they are of fixed colors (Iman Ibrahim Amara, 2004).

Methods Knitting Fabric former processing (Apple K) Manual :

- 1- using the machine
- 2-Hand knitting



Motifs

The Art of Decoration: Ornament is one of the forms of plastic arts known since ancient times. It relies primarily on highlighting some basic elements, whether in plants or animals, and is used as a subtle aesthetic look in mosques, churches, and homes.

Knows the art of decoration It is a collection of dots, lines, geometric shapes, and some drawings of plants and animals, in addition to words that are intertwined and coordinated with each other in a wonderful way. This art is used to give a beautiful shape, specifically in decorating buildings, utensils, clothes, mosques, churches, cemeteries, money, coins, and palaces, as well as some flags of countries.

Types of Decorations

There are a large number of types of decorations; Since it appeared a very long time ago and has since witnessed many additions that made it divided into more than one type, the most important of which are the following:

Figurative Decorations

The majority of ancient civilizations were keen to embody their daily lives by simulating the various objects and objects that they used, whether in the form of statues or through engravings on the walls.

Animal Motifs

Some also excelled in using the shapes and symbols of animals in preparing distinctive decorations with dazzling shapes. Animal and human decorations were also widely used in the Pharaonic civilization, especially on special international occasions and ceremonies such as the harvest season and others.

Written Decorations

Here, language and letters are relied upon by drawing them in innovative and distinctive shapes that give the general appearance of decorated drawing. Many types of Arabic calligraphy have become used in our current era for decoration only, such as Kufic, Persian, and others. They are widely used in writing Qur'anic verses and Prophetic hadiths. Sharifa is also used on the walls of mosques and in the Qur'an.

Geometric Decorations

Geometric decoration appeared before Islam and was simple decorations on paper, but after Islam, geometric decorations witnessed a remarkable development and came in a distinctive, professional form, devoid of complexity and relying mainly on the use of geometric shapes such as circles, lines, etc.

Mandala Decoration

As for the art of the mandala, it is one of the types of Indian decorations. It depends on the use of specific patterns arranged in the form of a circle, and the center of this circle always indicates the center of the universe.

Pharaonic Decorations

Ancient Egyptian decoration, which refers to the decorative arts that were common in the time of the Pharaohs. Egypt is considered the cradle of the arts, and the first to carry its banner, especially the art of decoration, and the strongest evidence of this is the antiquities that fill the world's museums, which indicate the merit and high status of its artists from the time of the Pharaohs until the Islamic conquest and its kings and successors.

Islamic Decorations Fatimiyah

The Fatimid artist was interested in decorating surfaces using inscriptions that possess a group of multiple elements, and these elements were botanical, geometric, and human. One of the oldest of these inscriptions is a stone tablet that was found in Mahdia, as it depicts a seated prince with a cup in his hand and in front of him a girl playing a flute, and the Persian influence appears. Accordingly, the Fatimid artist also abandoned the oblique carving in Al-Azhar decorations influenced by the Tulunids and their Samarrai architecture, which was characterized by this type of carving. He also took care of drawing the stems of plants, as wonderful examples of the wooded Kufic script were found under the roof of the Al-Anwar Mosque.

Islamic Decorations

Islamic decorative artists replaced figuration by developing polymorphic Islamic geometric decorative patterns over the centuries. Geometric designs in Islamic art were dominated by the repeated use of groups of squares and circles, which could overlap and intertwine like the arabesque art, and also included various forms of mosaics .

Botanical Decorations

Artists have competed in using different plant parts in order to draw extremely beautiful decorations with a natural meaning, and they have always been used in engraving walls, clothes, and papyri.

Botanical Decoration

It means decorations that consist of drawings derived from the elements of nature, which are considered a source of inspiration for its artists .

Many types of plants, roses, and flowers are used in it (such as cloves, cherries, pomegranates, tulips, lavender, iris, and osprey).

It consists of branches, stems, leaves, etc. Floral decoration is considered part of Islamic decoration, which is divided into floral decoration and geometric decoration.

Types of Floral Decorations

Botanical Decoration is Divided into Two Parts:

Abstract Botanical Decoration

It is a decoration that is drawn from branches and leaves only, without using flowers, so that it gives an abstract form.

Floral Floral Decoration

Flowers and roses of all kinds are widely used in it, such as cloves, lavender, osprey, and iris.

Species Fabrics

Fabrics from Materials that to intervene in a lot from The things that We use it

In a way daily Split Fiber Fibers Natural And fiber Industrial Than Lead

to diversity Species And shapes Fabrics And its colors .

1- Fabrics Natural: The manufacture of natural fabrics includes threads that come from animals or plants , or fibers from the skin of animals. Threads are also made from plants and their stems. Natural fabrics are the most suitable fabrics for many because they do not cause us any allergies or rashes, as they have no effect on our skin. Among these fabrics are .

Cotton

Cotton is one of the fabrics that is comfortable and soft on our bodies. It is suitable for all seasons of the year as well. In the summer, it has the ability to absorb water . Sweat in the winter makes us feel warm .

Silk

It is a luxurious fabric with a soft and shiny texture and is suitable for all seasons of the year. It makes us feel comfortable and adapts to the body and weather temperature .

Linen

natural fabrics . Linen will be used in the manufacture of clothes, furniture, upholstery, and also curtains. It is preferable for people with allergies to use it because it does not cause any allergic irritation to them .

Wool

Wool is one of the fabrics that is used in the winter only for its heating capabilities. It is lightweight, strong, does not break or wrinkle, and works to absorb sweat. Wool is used in the manufacture of clothes, carpets and blankets .

Skin

Luxurious fabric, soft and supple, makes you feel comfortable and is suitable for all seasons of the year .

2-Synthetic Fabrics: Synthetic fabrics are made of inorganic fibers or a mixture of organic materials with chemicals. They are characterized by their light weight and dry quickly after washing. These fabrics are often used in synthetic evening wear and wedding dresses because they are shiny and soft. We will learn about the types of synthetic fabrics. In detail.

Acetate

One of the luxurious and soft synthetic fabrics, it is made from cellulose, which is a product of reconstructing cotton. It is a strong fabric that is resistant to shrinkage and mold .

Chiffon

Chiffon is a lightweight, transparent synthetic fabric made from silk, synthetic fiber , nylon, or polyester. This type of fabric is used in the manufacture of evening and wedding clothes and scarves .

Organza

A thin and light synthetic fabric made from a mixture of silk threads with synthetic fibers such as nylon or polyester. It is possible to mix organza with silk and use it in manufacturing . bags

Acrylic

One of the most important features of acrylic fabric is that it is low in price, light in weight, and long- lasting. It is used in the manufacture of women's and men's clothing and is also used in the manufacture of chairs and sofas .

Nylon

It is a synthetic fabric manufactured from petroleum derivatives. It is lightweight, with strong and soft textures. It is one of the cheap and easy-to- wash fabrics. This type of fabric is used in the manufacture of clothes, bags and also wallets.

Denim

It is a lightweight synthetic fabric, strong and comfortable to use. One of the most famous uses of this type of fabric after dyeing it blue is to make jeans, whether shirts, jackets, or trousers.

Textile Materials Suitable for Children's Clothing

The material has a great impact on the appearance of the outfit in a beautiful, decent image, and the compatibility and harmony of the outfit depends to a large extent on the type of fabric suitable for implementing the different designs and giving it the desired external appearance. (Hanaa Ramadan, 2018).

There is no doubt that every child of a certain age needs a type of fabric that suits his age and the activity he is doing. (Manal Fathi, 2005)

. First: Cotton Fabrics: Cotton fabrics are used in the manufacture of children's clothing because of their several advantages: comfort in use, lack of electrical charges, durability, suitability to the climate, ease of dyeing, and they are also characterized by their tolerance to detergents and bleaching processes. (Wafa Shaaban, 2018)

Its wrinkle resistance is weak, and its fabrics are susceptible to wrinkles.

Cotton fabrics become less durable and turn yellow as they are exposed to the sun .

It is not resistant to bacteria and mold under conditions of humidity and heat, and an unpleasant odor and stains appear in the fabric during storage. (Iman Muhammad, 2010)

Second: Blended Cotton Fabrics: Cotton is mixed with another textile material to obtain the advantages of both cotton and the material with which it is mixed. Cotton is mixed with a ratio of 67% cotton and 33% polyester for children's clothing because of its several advantages, which are:

High ability to absorb moisture

The texture of the fabric is similar to that of cotton fabrics

Less static electricity formation

Drying speed

Increased durability

Resistance of fabric to wrinkles (Minna Musa, Najda Madi, 2005)

Research Methods and Procedures

Tools Search

was chosen to include combining plant and animal motifs to create designs Innovative embroidery on children's clothes

- innovative embroidery designs were created using the method of combining plant and animal motifs

- poll Wave For the community To view more on Designs Innovative in Embroidery using The style of combining decorations Animalism And vegetarianism For clothes children

The Goal from Questionnaire

Deafness researcher Questionnaire With a purpose Identify on The r the society in Designs Innovative in Embroidery using Combination method Motifs Animalism Vegetarianism For clothes children

Building Questionnaire

within Questionnaire the information the basic Search And a group from ferries Related With opinions the society in Designs Innovative using Motifs Animalism Vegetarianism For clothes children , And sequence information And clarity His language , And use Balance Appreciation Triple (yes - no – maybe) .

group from questions Personal

group from questions Private With designs from where Embroidery

group from questions Private Combined style Motifs Animalism And vegetarianism

Revision Questionnaire

reach number expressions Questionnaire (22) statements It was completed Formulated in picture Questions Complete the answer on her With (yes - no - maybe) and it is done Correction on road transformation Tags that Put it down the society to The ratio Centenary

the answer the answer the answer (maybe) (no) (Yes)	The result	Wondering
- %29.3 %70.7	<p>100% 50% 0%</p> <p>29.3</p> <p>■ نعم ■ لا</p>	Do you have children or live with children?
- %17.3 %82.7	<p>100% 50% 0%</p> <p>82.7 17.3</p> <p>■ نعم ■ لا</p>	Do you care about children and what concerns them?
4% 16% 80%	<p>100% 50% 0%</p> <p>82.7 17.3 4</p> <p>■ نعم ■ لا ■ ربما</p>	Are you interested in choosing distinctive clothing pieces for children ?

1- The Answer on Wondering the First: what Bezel investigation Designs Innovative in Embroidery using The style of combining decorations Vegetarianism _ And animalism in clothes children For aesthetics The clothing With additions Models Different

Verification from Assumption First: there is Differences Self indication Statistic With investigation Aesthetics And models Different using style Embroidery Innovator on clothes children

Answer (maybe)	Answer (no)	Answer (yes)	The result	Wondering
%10.7	4%	%85.3	<p>100% 50% 0%</p> <p>85.3 10.7 4</p> <p>■ نعم ■ لا ■ ربما</p>	Early designs were embroidered using... The method of combining animal and plant motifs can be added to children's clothing, such as the following figure?
%18.7	%13.3	%68	<p>100% 50% 0%</p> <p>68 18.7 13.3</p> <p>■ نعم ■ لا ■ ربما</p>	innovative designs with embroidery using The combination of plant and animal decoration is as distinctive as the clear shape ?

Answer (maybe)	Answer (no)	Answer (yes)	The result	Wondering
%6.7	%9.3	84%		Is there a compatibility between the embroidery design used? In a style combining plant and animal motifs And in the implementation of children's clothing such as clear form?
8%	4%	88%		Is the innovative design with embroidery using the method of combining plant and animal motifs and bright colors Distinctive for children's clothing like the figure shown?

1-answer on Wondering the second: What? Bezel impact Designs Innovative _ in Embroidery B Using the combination method Motifs Vegetarianism _ And the neighborhood is lonely For clothes children To raise the aesthetic and artistic value of clothing pieces

Verification from Assumption Second: There is Differences Self indication Statistic on Bezel impact Designs Innovative in Embroidery using The style of combining decorations Vegetarianism And the neighborhood is lonely For clothes children on Adding and raising the aesthetic and artistic value of clothing pieces

Answer (maybe)	Answer (no)	Answer (yes)	The result	Wondering
%17.3	4%	%78.7		Do you see that adding drawings and decorations to children's clothes using embroidery stitches? Improve their mood and make them happy ?
%6.7	%9.3	84%		innovative designs with embroidery Using the method of combining plant and animal motifs Is it accepted by children as the clear shape?
%9.3	%10.7	80%		Innovative embroidery designs using the method of combining plant and animal motifs Suitable for all fabrics used to make clothes Children like the clear shape?

Answer (maybe)	Answer (no)	Answer (yes)	The result	Wondering
%10.7	%6.6	%82.7	<p>100% 50% 0%</p> <p>82.7 نعم لا 6.6 ربما 10.7</p>	Will the use of innovative embroidery designs using the method of combining plant and animal motifs appeal to children, like the figure shown?

Results, Discussion, Recommendations and Proposals

Results Search

Reach out search Present to Results next:

- 1-it turns out from during search that from Possible that effect Designs Innovative with embroidery using Motifs Vegetarianism and animalism on Raising the aesthetic and artistic value of children's clothing
- 2-It turns out that the combination of plant and animal decorations improves the aesthetic appearance of the model from the point of view of the research sample (the community).
- 3-He was affected Designs Innovative clothing styles children To increase the material value of clothing items from Destination consideration a sample Search (community)
- 4-it turns out from during The research tools accept the research sample and their preference for innovative embroidery designs in the style of combining plant and animal motifs added to children's clothing.

Recommendation

in a light Results that It was completed reach to her recommends Researchers To Miley:

- 1-confirmation on Benefit from Designs Asked when she has from Effect big on The aesthetic and artistic value of clothing items.
- 2-Taking On principle interest With what He wears Child from clothes And use all Roads possible To improve The material value of clothing items.
- 3-recommends Researchers By adding Designs Innovative With embroidery using The style of combining decorations Plants and animals on children's clothes.

Proposals

- 1-Make more innovative designs in line with place and time.
- 2-Creating innovative designs for hospital clothes for sick children to raise their morale.

Acknowledgments

The authors extend their appreciation to the Deanship of Scientific Research at King Khalid University for funding this work through large group Research Project under grant number RGP2/409/44

Reference

- 1-Engy Be patient slave Powers slave peace (2006) Supervision Rushdie on Ahmed holiday, affection Hosni Referred . university Menoufia ,college Economy Home ,to divide Fabric And clothes

- 2-Faith Mohammed on Nono, (2010) , patrol He was Historical
 - 3-Enas Ismat Abdullah (2003) , from Arts Embroidery Manual, house Encyclopedia For publication And distribution
 - 4-chandelier Nasr (2002) , book Fabric Embroidered in age Ottoman, I 1
 - 5-tribute on Hajji (2012 , school Mansouriya Experimental For language, ryom children As an input For design Ornamental For clothes children
 - 6-affection Abdel Naby Mr. Al-Masry (2004) , Arts works needle And possibility Benefit Of which in a job Supplements Clothing
 - 7-Rasha Abbas Mohammed Metwally Al-Jawhari, (2006) , university Al Mansouri , college Education Quality
 - 8-Reham Mahmoud Radwan (2015) , Works Manual Textiles the level Economic ,university Mansoura college Education Quality
 - 9-Sunni Thursday Sobhi Radwan (1991) , university Helwan ,college Economy Home ,workshop Specialized in industry Fashion Traditional And supplements Clothing And design And embroidery
 - 10-Honest Mohammed Al-Aboudi (1994) 1st edition , embroidery And the decoration
 - 11-Famous slave The guider (2006) , Master's , investigation design Fashion Innovative using ore Skin
 - 12-Safaa My patience Al-Saidi (1007) decorations Pharaonic in design And embroidery some Pieces The clothing To support industry tourism , Egypt
 - 13-on Mr. Zalat (1994) , magazine Research Education Quality
 - 14-Mahmoud Safaa Sabry (2007) , University Mansoura - College Education Quality - Department Economy Home
 - 15-Manal Fathi Favor (2005) , University Nilein
 - 16-Mona Tareq Al-Janain , (2012) , College Education Quality
 - 17-help Ibrahim past (2009) , Conference Scientific Annual ,Arabi the fourth , Accreditation Academic For institutions And programs education High Qualitative in Egypt And the world Arabi ,university Mansoura, College Education Quality ,Egypt
 - 18-Naglaa Mohammed Ahmed past (2005) , Mr. Clothing And the fabric the assistant, to divide Economy Home college Education Quality ,university Mansoura
 - 19-farinaceous Mohammed Nabil Al-Shafi'i ,)2002) teacher With an oath ,Clothing readymade, Totally Arts Applied
 - 20-Nura Mr. Al-Ashmouni (2013) , University Mansoura ,college Education Quality , Economy Home
 - 21-Hana Ramadan (2018) University City Globalism
 - 22-Yasmine Ibrahim Hassan, (2016) , supervision Ahmed Rushdie ,clothes children ,university Menoufia college Education Quality ,Economy my house .
- Haider Falah Zaeid, Noor Kareem Yasir, and I.A., Saad (2023). The role of social networking sites in promoting the culture of Iraqi rural women and empowering them. 3C TIC. Cuadernos de desarrollo aplicados a las TIC, 12(1), 352-376. <https://doi.org/10.17993/3ctic.2023.121.352-376>
- Haider Falah Zaeid, Saihood , Noor Kareem Yasir , M. K., & Hassooni , H. A. . (2023). Analysis of the topics of sports talk shows on Iraqi satellite channels: The Captain's Program in Al-Iraqiya Sports Channel as a model. SPORT TK-EuroAmerican Journal of Sport Sciences, 12, 17. <https://doi.org/10.6018/sportk.563561>, <https://www.scopus.com/authid/detail.uri?authorId=58290731400>
- Enthoven , Jacqueline (1964 , New York, Reinhold Pub. Corp

Appendices

the design	Design number
	(1)
	(2)
	(3)
	(4)

	 A white, short-sleeved baby onesie with a button-down front. It features a colorful embroidery of a rooster and a plant. A small rainbow accessory with tassels is placed next to it.		<p>(5)</p>
	 A purple, sleeveless dress with a full skirt. It features a colorful embroidery of a butterfly and a plant.		<p>(6)</p>
	 A light green, sleeveless dress with a large bow at the waist. It features a colorful embroidery of a rooster and a plant.		<p>(7)</p>
	 An orange, long-sleeved sweatshirt with a kangaroo pocket. It features a colorful embroidery of an owl and a plant.		<p>(8)</p>

 A bright orange short-sleeved t-shirt laid flat on a wooden surface. It features a large, colorful floral embroidery design on the front, depicting a bouquet of flowers. The right side of the shirt has a ruffled hem.		<p>(9)</p>
 A pair of light blue pants with an elastic waistband and a white bow at the center. The pants are laid flat on a white surface. They feature a colorful floral embroidery design on the front, depicting a bouquet of flowers.		<p>(10)</p>
 A pair of light green overalls laid flat. They have a large, colorful butterfly embroidery design on the front, with green, yellow, and red wings. The overalls have yellow buttons on the straps and pockets.		<p>(11)</p>
 A bright yellow long-sleeved shirt laid flat on a light-colored surface. It features a large, colorful floral embroidery design on the front, depicting a bouquet of flowers. The shirt has a ruffled hem.		<p>(12)</p>

